

Getting Started with Moodle

This skills sheet will explain what you need to know to get started with Moodle.

What is Moodle?

Moodle is the school's VLE (virtual learning environment). It is a web based system that allows academic staff to create engaging and effective online learning to support their teaching.

Academic staff can use Moodle to share course resources with students and engage them in a variety of online activities such as forums, glossaries, quizzes and electronic assignment submission.

When designing your modules you should carefully consider your rationale for using it and ensure this is made clear to your students. For guidance on how you can use Moodle to enhance the learning experience for students, please contact the e-learning team.

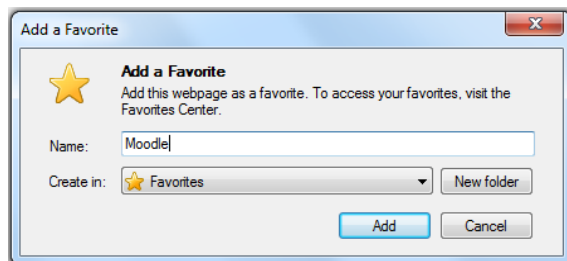
Where can I access Moodle?

You can access Moodle in a number of ways, and since it is a web based application, you can access it from anywhere with an internet connection. This means if you're at home or away on holiday, you can get access to Moodle as long as you have an internet connection.

To access Moodle type this address into your browser's address bar:

<http://moodle.gsmd.ac.uk>

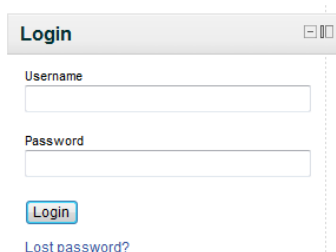
It is a good idea to bookmark Moodle, so you can return to it at a later time. To bookmark the web address, click the **Favourites button** in the *Internet Explorer* toolbar. Now select the **Add to Favourites** option from the Menu, this should open up the following dialog box.



Click the **Add button** to add the website to you favourites. Before you do this you may want to change the name of the bookmark or select the folder you would like the bookmark to be saved into. Alternatively, you could pin the web address to your *Internet Explorer* jump list for quick and easy access.

You can also access Moodle from the staff intranet homepage using the systems links on the right hand side of the screen.

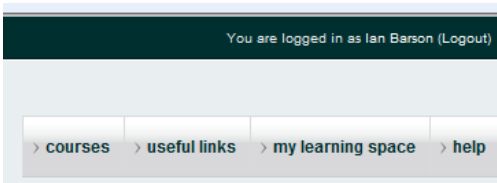
How can I login to Moodle?



On the Moodle homepage you should see a **Login box**.

Type in your university network username and password, this is the same username and password that you use when logging on to your computer. Now click the **Login button** to be granted access to Moodle. You will be taken to the courses overview page, which contains a list of links to the modules you are enrolled on.

How can I logout of Moodle?



To log out of Moodle, click on the [Logout link](#) in the top right corner of the screen next to your name.

Further Support:

Additional support is on hand should you require help when getting started with Moodle.

Ian Barson – Learning Technologist

Email: ian.barson@gsmd.ac.uk

Phone: 6136